

# SPRING SUPPLEMENT 1966

ROSE MINIATURES, 45, Sundorne Road, Charlton, London, S.E.7.

## CORRECTIONS TO 'ROSE MINIATURES' CATALOGUE AUTUMN 1965

Page 2, the 'A' List should read:- A 1 price a, A 4 price c, A 5 price g, A 6 price f, A 7 price e, and the Miniprint 4 price code 1, i.e. 6 shillings.

Page 20, GER 6 Colour bearer should read for the painted model price code R not P. The model to order for the Under Office Reg. 170 is GER 11 not GER 1.

Page 22, the collar is marked as B 153 on the illustration, it should be B 152.

Page 26, the numbers have slipped down a line from the Uhlan with lance. They should read XX 115 Uhlan with lance, XX 117 Leib Garde Hussar, and XX 118 Garde du Corps Standard bearer.

Some confusion has been caused by the Miniprint price code, due to the type-face we are using which makes no distinction between the large and small 'ell'. The Miniprint price code is the small ell, i.e. 6 shillings.

In order to make your catalogue as convenient as possible, correct all the above items on their appropriate pages in ink, and also make cross checks for the odd models overleaf. For instance the Greek model should be noted on page 4 as GRF 4 Girl with amphora (see page 42) and the BW 7Zc noted on page 24 in similar manner. If you do this you should be able to find the complete range of any period easily.

To add this sheet to your catalogue, slide the plastic binder off the back, insert after page 40, close, and shake the sheets level down in the fold. Using the rounded end of the binder, ease it on and slide across back.



### INDIAN INFANTRY 1880-1914

No.	Model	C	P	No.	Model	C	P
II 1Zw	127th. Queen Mary's Own Baluch Light Infantry 1911-14	C	P	II 1bf	8th. Madras Infantry, Tamil, 1880-1911	C	P
II 1aZf	30th. Punjab Infantry, Sikh, 1880-1911	C	P	II 17Z*	21st. Madras Infantry Pioneers, Telegu, 1880-1911	C	P
II 1aZm	1st. Bengali Infantry, Brahman, 1880-1911	C	P	II 17Z*	48th. Bengal Infantry Pioneers, Jat, 1880-1911	C	P
II 1bm	8th. Madras Infantry, Tamil, 1880-1911	C	P	II 11Zc	The Queen's Own, Corps of Guides, Pathan, Winter, 1880	C	P

With the exception of the Guides who have a sheepskin coat, all the arms for the Indians can be interchanged, so it is possible to have a pioneer with a Martini Henry rifle in the 'f' or 'm' position. The arms have the slashed cuffs or the pointed cuffs. If the plain rounded cuffs are required just file off the slash or piping of the pointed cuff.

The heads also can be interchanged, but a few have longer necks to fit the collarless tunics worn by some of the Regiments at this period.

Painting instructions 127th. Q.M.O. Baluch L.I. Sepoy Turban dark green with red kulla. Kurta dark green, scarlet piping on chest panel, bottom of collar and round cuff point. Scarlet shoulder straps. Cumberbund a darkish rose colour, mix a little white with crimson and add a little scarlet for this. Trousers similar colour to cumberbund, but they need not be exactly the same as they would be of different materials. Gaiters white with brass buttons. Boots natural leather to black.



**FRENCH INFANTRY WORLD WAR I 1914-1918**

No.	Model
FW 3Zk	Officer with k arms 1914
FW 3Z*	Officer leaning on stick, right hand on hip, 1914
FW 13*	Officer walking with stick 1914-1915
FW 13*	Officer with drawn revolver 1915-1918
FW 13k	Officer with k arms 1914-1918

C	P	No.	Model
D	Q	FW 1Xk	Pvt. without pack 1914
D	Q	FW 1Xj	Pvt. full marching order, tent round pack 1914
D	Q	FW 11 Zb	Pvt. full marching order, tent on top of pack 1915-18
D	Q	FW 11Zj	Pvt. full marching order, tent round pack 1915-18
D	Q	FW 11Zk	Pvt. full marching order without pack 1915-18

C  
D  
D  
D  
D  
D  
C  
C  
d  
g  
i

The heads, packs and arms for these figures are all interchangeable within their periods, and many more combinations can be made than those actually shown. Miniprint No.11 gives general information on the French Army uniforms, and painting instructions for many different figures.

C LIST	C	No.	Model
C 10	Off. Kepi 1914	d	C 14 Steel helmet 1915
C 11	Off. Kepi 1914 cvrd.	d	C 15 Pack Tent on top
C 12	Pvt. Kepi 1914	d	C 16 Pack Tent round pack
C 13	Pvt. Kepi 1914 cvrd.	d	Miniprint No.11, price code



**GERMAN WORLD WAR I 1914-1918**

No.	Model
GW 11Xk	Pvt. full marching order, field grey uniform 1914-1916
GW 11Ya	Pvt. full marching order, field grey uniform 1916-1918
GW 13Ya	Officer with sword, field grey uniform 1914-1916
GW 13Yk	Officer with k arms in field grey uniform 1916-1918

C	P	No.	Model
D	Q	BW 7Zc	Pvt. entrenching party - can be used with other BW packs
D	Q	BCR 1Xg	Rifflman at the trail
D	Q	GRF 4	Greek girl with amphora
D	Q	B 69a	New Wolseley helmet B 155 Cocked hat, medical corps

C  
D  
C  
C  
e



# AUTUMN 1966 SUPPLEMENT

## ROSE MINIATURES

45 SUNDORNE ROAD, CHARLTON,  
LONDON, S.E.7.

### NEW PERSONALITY FIGURES OF MURAT AND LASSELLE

At Austerlitz the combination of Lasselle's infantry and Murat's cavalry largely contributed to the success of the French over the Russian troops. These two portrait miniatures show them meeting after the battle.


No.	MODEL	C	P
PXX 100	Murat mounted on horse 7.	P	*
PXX 101	Lasselle mounted on horse 5.	P	*



The new horses 5 and 7 are in similar positions to the horses 1 and 3, but more detailed, and cast by a new process giving such clean and accurate castings that they are as easy to put together as the new models. With these also are two new cast bases, similar in shape to the new large model bases, but with textured surface to represent terrain. These models are only sold as listed and the new bases are not suitable for older horses. PXX100 and PXX101 are sold complete with painting instructions.



### NEW BASE FOR HORSE 5 & 7



PLEASE NOTE ADDITIONS TO PRICE CODE  $\begin{matrix} \text{E} & \text{s} & \text{d} \\ \text{S} = & 5 & 0 & 0 \end{matrix}$

### CAVALRY LXV CIRCA 1754

No.	MODEL	C	P
XX125	Cavalier with drawn sword n	M	X
XX126	Cavalier k right arm, left arm akimbo.	M	X

Painting details for the above models are in Rousselot Plate No. 6



### NEW FRENCH NAPOLEONIC HUSSARS

All the Hussar models except the Officer and Trumpeter who are wearing the pelisse buttoned up, can be ordered with or without the pelisse carried on the left shoulder. The price listed is for Hussar without pelisse.

#### HUSSARS 1786-1792

Wearing boots, breeches, mirliton and issued with plain edged sabretache.

No.	MODEL	C	P
FNH 11Mk	Hussar with k right arm, left on sword hilt (see picture)	D	R
FNH 11Mf	Hussar slung carbine (ff), left on sword hilt	D	R
FNH 11Mee	Hussar slung carbine (ee), left on sword hilt	D	R
FNH 11Mg	Hussar carbine held at trail, left on sword hilt	D	R

Painting details for the above models are in Rousselot Plate No. 51-1786.

#### HUSSARS 1804-1812

Wearing boots, breeches, and shako (with or without cords) and sabretache for 4th, 7th, regts., or plain edged. Order which you require.

No.	MODEL	C	P
FNH 11Sk	Hussar with k right arm, left on sword hilt (see picture)	D	R
FNH 11Sf	Hussar slung carbine (ff), left on sword hilt	D	R
FNH 11See	Hussar slung carbine (ee), left on sword hilt	D	R
FNH 11Sg	Hussar carbine held at trail, left on sword hilt	D	R

Wearing boots, breeches, and colback (Busby) and sabretache for 4th, 7th, regts., or plain edged. Order which you require.

No.	MODEL	C	P
FNH 11Bk	Hussar with k right arm, left on sword hilt (see picture)	D	R
FNH 11Bf	Hussar slung carbine (ff), left on sword hilt	D	R
FNH 11Bee	Hussar slung carbine (ee), left on sword hilt	D	R
FNH 11Bg	Hussar carbine held at trail, left on sword hilt	D	R

Painting details for the above models are in Rousselot Plates No. 57 1804-1812, No. 41 1812-1814, No. 82 4th. regt. 1789-1815.

If pelisse is required mention when ordering and add "g" to the price. The pelisse is cast flat and will bend into shape round the model and a cast cord to fasten is included.

The plain edged sabretache is quite plain with a braid border, so that insignia for regiments other than No. 4 and No. 7 can be painted in.

#### HUSSARS 1804-1812

Wearing leather fitted overalls and shako (with or without cords) and sabretache for 4th, 7th, regts., or plain edged. Order which you require.

No.	MODEL	C	P
FNH11Sk	Hussar with k right arm, left on sword hilt.	D	R
FNH11Sf	Hussar slung carbine (ff), left on sword hilt.	D	R
FNH11See	Hussar slung carbine (ee), left on sword hilt.	D	R
FNH11Sg	Hussar carbine held at trail, left on sword hilt.	D	R

#### HUSSARS 1804-1812

Wearing leather fitted overalls and colback (Busby) and sabretache for 4th, 7th, regts., or plain edged. Order which you require.

No.	MODEL	C	P
FNH11Bk	Hussar with k right arm, left on sword hilt.	D	R
FNH11Bf	Hussar slung carbine (ff), left on sword hilt.	D	R
FNH11Bee	Hussar slung carbine (ee), left on sword hilt.	D	R
FNH11Bg	Hussar carbine held at trail, left on sword hilt.	D	R

#### HUSSARS 1812-1814

Wearing leather fitted overalls and cylindrical shako and sabretache for 4th, 7th, regts., or plain edged. Order which you require.

No.	MODEL	C	P
FNH11Ck	Hussar with k right arm, left hand on sword hilt.	D	R
FNH11Cf	Hussar slung carbine (ff), left hand on sword hilt.	D	R
FNH11Cee	Hussar slung carbine (ee), left hand on sword hilt.	D	R
FNH11Cg	Hussar carbine held at trail, left on sword hilt.	D	R

#### HUSSARS 1812-1815

Wearing boots, breeches, and cylindrical shako, and sabretache for 4th, 7th, regts., or plain edged. Order which you require.

No.	MODEL	C	P
FNH 1Ck	Hussar with k right arm, left on sword hilt. (see picture)	D	R
FNH 1Cff	Hussar slung carbine (ff), left on sword hilt.	D	R
FNH 1Cee	Hussar slung carbine (ee), left on sword hilt.	D	R
FNH 1Cg	Hussar carbine held at trail, left on sword hilt.	D	R

Painting details for the above models are in Rousselet Plates No.41 1812-1814, No.82 4th. regt. 1789-1815, and No.64 1815-1820.

#### HUSSARS 1804-1812

Wearing boots, breeches, and bare head, and sabretache for 4th, 7th, regts., or plain edged. Order which you require.

No.	MODEL	C	P
FNH 1Ht	Hussar carrying his busby under his right arm	D	R
FNH 1Htt	Hussar waving his shako	D	R

#### AIDE DE CAMP 1813 (see picture)

No.	MODEL	C	P
FNS 3r	Aide de Camp, k right arm, r left arm holding sword	D	Q
FNS 3*	Aide de Camp, right arm akimbo, r left arm holding sword	D	Q
FNS 3Br	Aide de Camp, short coat, busby and drawn sword n	D	Q
FNS 3Bm	Aide de Camp, short coat, sword held across body	D	Q

All the models in this supplement are supplied on the NEW BASES as illustrated.

#### HUSSARS 1804-1812

Wearing leather fitted overalls and bare head, and sabretache for 4th, 7th, regts., or plain edged. Order which you require.

No.	MODEL	C	P
FNH11Ht	Hussar carrying his busby under his right arm	D	R
FNH11Htt	Hussar waving his shako.	D	R

#### HUSSAR OFFICER 1804-1815

Officer wearing his pelisse buttoned up, overalls, and sabretache.

No.	MODEL	C	P
FNH3Ck	Officer with cylindrical shako, k arm, left hand on hilt.	D	R
FNH3Ht	Officer carrying his busby under his right arm.	D	R
FNH3Htt	Officer waving his shako	D	R

#### HUSSAR TRUMPETER 1804-1815


Trumpeter wearing his pelisse with trumpet held on right thigh, sabretache for 4th, 7th, regts., or plain edged. Order which you require.

No.	MODEL	C	P
FNH5C	Trumpeter with cylindrical shako, left hand on sword hilt.	D	R
FNH5B	Trumpeter with busby, left hand on sword hilt.	D	R
FNH5S	Trumpeter with shako, (with or without cords) left on hilt.	D	R

#### HUSSAR OFFICERS 1804-1815

Officer wearing cut-away tailcoat, faced waistcoat, breeches, and cocked hat; this was the tenue de ville or walking out dress.

No.	MODEL	C	P
FNH3Ur	Officer k right arm, r left arm with sword	D	Q
FNH3U*	Officer right arm akimbo, r left arm with sword	D	Q



No.	MODEL	C	P
P 4	Napoleon, in overcoat.	E	Q
P 5	Josephine in soiree dress.	C	N
P 6	Marie Louise in court dress.	D	P

#### DRAGOONS 1812 (Both illustrated).

No.	MODEL	C	P
FND 1e	Dragoon with sword held supported on left forearm	D	Q
FND 1*	Dragoon holding saddle and shabraque	G	S

### CHASSEURS A CHEVAL DE LA GARDE 1800-1815

Wearing boots, breeches and side plum colback (Busby), and Chasseur a Cheval de la Garde sabretache with bayonet.

No.	MODEL	C	P
FNG 1Bk	Chasseur with k right arm, left on sword hilt.	D	Q
FNG 1Bf	Chasseur slung carbine (ff), left on sword hilt.	D	Q
FNG 1Bee	Chasseur slung carbine (ee), left on sword hilt. (see picture)	D	Q
FNG 1Bg	Chasseur carbine held at trail, left on sword hilt	D	Q

Painting details for the above models are in Rousselot Plates Nos. 59 and 70 1800-1815 Officers and Chasseurs.

### LANCERS 1811-1815. (See pictures)

No.	MODEL	C	P
FNL 3k	Officer with k right arm and left arm akimbo	D	Q
FNL 3n	Officer with drawn sword n and left arm akimbo	D	Q
FNL 3on	Officer with sword held across body in both hands	D	Q
FNL 11k	Lancer with k left arm, and k right arm	D	Q
FNL 11*	Lancer with k left arm, right arm bent, holding gloves.	D	Q
FNL 11h	Lancer with lance in left arm h, and k right arm	D	Q
FNL 5	Trumpeter with k left arm, trumpet held on right thigh.	D	Q

Painting details for all the Lancers above and many more are in Rousselot Plates No. 1 and No. 77 both for period 1811-1815.

Details for the Dragoons on Page 45 are in Plate No. 7 1804-1815.

### CHASSEURS A CHEVAL 1813-1814 (Both illustrated)

No.	MODEL	C	P
FNC11Ss	Chasseur, k right arm, s left arm resting on sword hilt.	D	Q
FNC11Sp	Chasseur, cocking carbine held across body p	D	Q

Painting details for the above models are in Rousselot Plate No. 11

### CHASSEURS A CHEVAL, SUBALTERNE 1806-1809

Wearing a cut-away tailcoat with laced waistcoat (similar to the Aide de Camp No. FNS 3r\* (illustrated) but with a pouch belt.

No.	MODEL	C	P
FNC3Sr	Subalterne, shako, k right arm, r left arm with sword	D	Q
FNC3Sr*	Subalterne, shako, right arm akimbo, left arm with sword	D	Q
FNC3Br	Subalterne, chasseur busby, k right arm, left arm with sword	D	Q
FNC3Br*	Subalterne, chasseur busby, right arm akimbo, left arm with sword	D	Q

### CHASSEURS A CHEVAL, SUBALTERNE 1813-1814

Wearing short coatee, overalls and pouch belt (see FNS3Brn illustration)

No.	MODEL	C	P
FNC13Sn*	Subalterne, shako n right arm, left arm akimbo	D	Q
FNC13Snn	Subalterne, shako, sword held across body in both hands	D	Q
FNC13Br*	Subalterne, busby, n right arm, left arm akimbo	D	Q
FNC13Bnn	Subalterne, busby, sword held across body in both hands	D	Q

Painting details for the above models are in Rousselot Plate No. 49.

### 20mm WAR GAME MODELS WORLD WAR I

No.	MODEL	C
BW 1	British Pvt. full kit advancing	c
BW 2	British Pvt. full kit at attention	c
FW 1	French Pvt. full kit advancing	c
FW 2	French Pvt. full kit at attention	c
GW 1	German Pvt. full kit advancing	c
GW 2	German Pvt. full kit at attention	c
<b>BRITISH WATERLOO ARTILLERY</b>		
BR 5	Gunner k arms, can be bent to many positions	c
BR 6	Gunner carrying cannon ball	c
BR 7	Gunner with ramrod	c



# SPRING SUPPLEMENT 1967

ROSE MINIATURES, 45, Sundorne Road, Charlton, London, S.E. 7.



EG7

EGN2

EGN4

EGN1

EGN3

EGN2

EG5

EG4

EGN1

EGN2

EGN7

EG6

## EGYPT OF THE PHARAONS

EG4	Pharaoh Ka-mose XVIIIth. Dynasty, holding ceremonial asp.	D	P
EG5	A'h-mose younger brother of Ka-mose with staff.	D	P
EG6	Architect with plans on papyrus roll.	D	P
EG7	Palace Official with staff of office.	D	P
EGN1	Nubian Princess bringing her entourage before Pharaoh. The ceremonial bow is carried by the Royal House of Nubia.	D	Q

## EGYPT OF THE PHARAONS

EGN2	Nubian slave girl with basket on head band.	D	N
EGN3	Nubian slave bearing elephant tusk on shoulder.	D	N
EGN4	Nubian archer, reaching for an arrow from quiver.	D	P
EGN5	Nubian archer, standing with bow.	D	P
EGN6	Numidian archer, reaching for an arrow from quiver.	D	P
EGN7	Numidian archer, standing with bow.	D	P

In response to many requests for a simplified price structure, the following changes are being introduced with this supplement. There will be three prices ONLY for the foot figures and three ONLY for the mounted models and artillery kits, as follows:

FOOT FIGURES: B, D, F      MOUNTED and ARTILLERY KITS: L, N, P

The other CODE-LETTER PRICES will be raised to the next above as shown below


A becomes the same price as B	K becomes the same price as L
C " " " " " D	M " " " " " N
E " " " " " F	no change P

## UNITED KINGDOM CUSTOMERS ONLY

Please note that the PURCHASE TAX amounting to one sixth of the list price must now be added to all models and miniatures. Paints, brushes, Araldite and metal strips do NOT carry P.T. We will carry the present 10% surcharge.

BELOW are some CODE prices showing the PURCHASE TAX payable.

On 6/-	P.T. = 1/-	On 50/-	P.T. = 8/4
On 12/-	P.T. = 2/-	On 60/-	P.T. = 10/-
On 16/-	P.T. = 2/8	On 70/-	P.T. = 11/8
On 20/-	P.T. = 3/4	On 100/-	P.T. = 20/-



1st. LIFE GUARDS 1796 - 1811 BRITISH

BPG3sp	Officer, holding sword diagonally across body.	D	Q
BPG3sa	" holding sword along left arm, right arm akimbo.	D	Q
BPG3pg	" pulling on gauntlets.	D	Q

HORSE GUARDS and LIFE GUARDS 1811 - 1815

BNG1sa	Trooper, carbine held in left hand, glove in right.	D	Q
BNG1sa	" carbine held along left arm, glove in right.	D	Q
BNG1ck	" carbine held in left hand, & right arm.	D	Q
BNG1ck	" carbine held along left arm, & right arm.	D	Q
BNG1sp	" sword held diagonally across body.	D	Q
BNG1pg	" pulling on gauntlets.	D	Q
BNG1sa	" both hands resting on sword.	D	Q

From 1811 - 1814 either F or M helmet can be worn, from 1814 - 1815 M helmet is correct. Please indicate which with F, M, or H, as in photographs.

DRAGOON GUARDS and DRAGOONS 1811 - 1815 BRITISH

BND3sp	Officer, holding sword diagonally across body.	D	Q
BND3pg	" pulling on gauntlets.	D	Q
BND3sa	" both hands resting on sword.	D	Q
BND3sa	" drawn sword, left arm akimbo.	D	Q

BND1sp	Trooper, holding sword diagonally across body.	D	C
BND1pg	" pulling on gauntlets.	D	Q
BND1sa	" both hands resting on sword.	D	Q
BND1sa	" carbine held in left hand, gauntlet in right.	D	C
BND1sa	" carbine held along left arm, gauntlet in right.	D	Q
BND1ck	" carbine held in left hand, & right arm.	D	Q
BND1ck	" carbine held along left arm, & right arm.	D	Q

For the Officers and Troopers listed above, F, or M, helmets should be ordered for Dragoon Guards or Dragoons, and bearskin for the Scots Greys.





BRITISH CAVALRY 1796 - 1815

DRAGOON GUARDS and DRAGOONS 1796 - 1811

SPD3nh	Officer, left hand on sword hilt, bicorne in right hand.	D	Q
SPD3p	" holding sword diagonally across body.	D	Q
SPD3q	" left hand on sword hilt, cane under right arm.	D	Q
SPD3pg	" pulling on gaiters.	D	Q

With the exception of SPD3nh, four headresses may be used with the above models. Fore and aft cocked hat, sideways cocked hat, Scots Greys bearskin, or the watering cap. Please state which you require.



LIGHT DRAGOONS 1811 - 1815

BNL3nn	Officer, sword held across body in both hands.	D	Q
BNL3a	" left arm akimbo.	D	Q

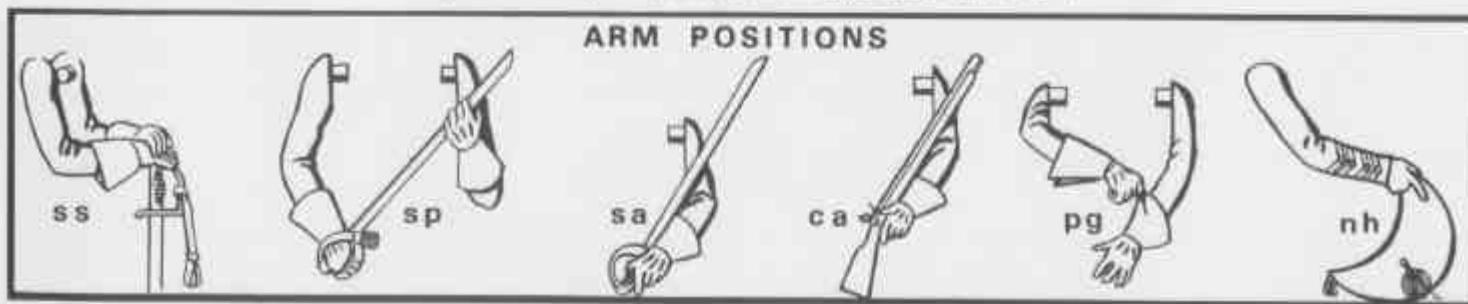
HUSSARS 1811 - 1815


BNH11p	Trooper, cocking carbine.	D	Q
BNH11a	" right hand leaning on drawn sword, left akimbo.	Q	Q
BNH11p-P	" cocking carbine and wearing pelisse.	F	Q
BNH11a-P	" right hand on drawn sword, left akimbo, pelisse.	F	Q

When ordering a model with pelisse please state whether a moulded pelisse is wanted, or a flat one which can be bent to shape round the figure.

PAINTING INSTRUCTIONS FOR BRITISH CAVALRY 1796 - 1815

We are printing cards with painting details of all the models in this series. They should be ready shortly after receiving this supplement at Price CODE c





**RUSSIAN 1880 - 1914**

RUS 11X Private of slope 1880 - 1908.

D P

**LIFE GUARD REGIMENT PREOBRAZENSKI 1908 - 1914**

RUS 1X Private marching at slope.

D P

RUS 3cX Officer " with drawn sword.

D P

RUS 4X Drummer " playing the drum.

D P

RUS 5X Bugler " playing the bugle.

D P

RUS 6X Standard Bearer colour over left shoulder.

D P

Although these models are listed and photographed as Preobrazhenski, with different heads from the B List they can be made into many more Regiments.

**FRENCH CAVALRY WORLD WAR I 1914 - 1915**

FWC3a Officer, Chasseurs or Hussars, r left arm, right akimbo.

D O

FWC3a " " " " " gloves in right.

D O

FWD3a " of Dragons, r left arm, right akimbo.

D O

FWD3a " " " " " gloves in right hand.

D O

**NEW HEADS FOR THE "A" AND "B" LISTS.**

A 20a Greek helmet 5th, cent. B.C.

f

B 122a German Mitre Guard Grenadier Regt. 1880 - 1914

d

B 156 German Officers cloth cap. 1880 - 1914

d

B 157 German O. R.s cloth cap.

d

**NEW HORSES**

We have remade horses 2, 4, and 6, with the new fitting so they can be assembled easily with AKALDITE by the collector. These will be supplied with the mounted models and also sold by themselves. They fit the stamped metal bases, NOT the new cast bases.

THE PRICE FOR HORSE COMPLETE WITH BASE IS = CODE I

Horses 5, and 7, are now available separately without riders, on the new cast bases. These horses cannot be used on the flat metal bases as the studs are too large.

THE PRICE FOR HORSE COMPLETE WITH BASE IS = CODE J

**OLD HORSES**

Horses 1, 3, 102 and 103 are still available made up as = CODE I

These will be discontinued when the present moulds wear out, and new models made.

**MINIPRINTS**

MINIPRINT No. 2 German Foot Guards 1880 - 1914. f

MINIPRINT No. 9 British Dragoons 1880 - 1914. f

MINIPRINT No. 12 British Lancers 1880 - 1914. f

MINIPRINT No. 13 Russian Life Guard Preobrazhenski 1908 - 1914. f

MINIPRINT No. 14 British Foot Guards 1880 - 1914. f

# AUTUMN SUPPLEMENT 1967

ROSE MINIATURES, 45, Sundorne Road, Charlton, London, S.E. 7.



CELTS, GAULES etc. 5th Cent. B.C. - 2nd. Cent. A.D.

No Model  
 TB1 \* Gaulish Chieftain, Bronze age  
 SB1 \* Germanic warrior, Celtic type shield  
 SB2 \* Frankish warrior, armed with spear.

Coating Painted  
 F O  
 D F  
 D F

CELTS, GAULES etc. 5th Cent. B.C. - 2nd Cent. A.D.

No Model  
 SB3 \* Frankish warrior drawing sword  
 SB4 \* Caledonian warrior with axe  
 TB2 \* Gaulish chieftain's standard bearer

Coating Painted  
 D F  
 D F  
 F O

◆ ◆ ◆ ◆ ◆ Coats with painting details are available for models marked \* Price code 1 ◆ ◆ ◆ ◆ ◆

## DISCONTINUED LINES


The French and British models on pages 26, 37, 38, and 39 are now out of stock. A new page, revising the B list and reprinting page 40, will be enclosed with this supplement. Please discard pages 35 to 40 and replace with reprinted page. Stocks of the older Indian models are running down and will not be redone. They will be discontinued by the Spring.

## THE NEW MODELS

We are confident that the collectors who prefer painting to assembling models will find the new single or two piece figures just what they have been looking for. We also hope the new method of numbering and classifying models will prove easier. The letters and figures were beginning to get out of hand and this simpler form should prove adequate to identify the figure and it will also indicate whether it is a single piece model i.e. with S on first letter, or two piece with T on the first letter. The use of a second letter E for English, S for Scottish, B for

Barbarian will prevent us reaching treble figures too soon. Looking at the photographs you may well be surprised that such movement and variation is possible in a single casting. When you get your models we hope you will also notice that all detail is sharply cast with no flash and in most cases no parting line at all. This is the result of years of experience and an entirely new break through in moulding technique, coupled with first class design - which after all is what you should by now expect from Rose Miniatures. If there is any doubt in your mind that we are not producing the best models available, then just take any of our present ranges and try and find its equal either as a casting or painted.

You can pay more for models than those you get from us, but having viewed the field we know you cannot get better, either in design or in the metal from which they are made. And we should know, because we are the only firm in this business who use professional designers and not amateurs. Remember this is the age of the hard sell through advertising, and just because makers say they have the best it is not necessarily true, so look hard at the other models offered and we are confident you will agree that we do lead the field.



# SPRING SUPPLEMENT 1968

ROSE MINIATURES, 45, Sundorne Road, Charlton, London, S.E. 7.



P7

P8

FNP1w

FNP1v

FNP1c

FNP1

## FRENCH NAPOLEONIC

No	Model	Casting	Painted
P7	● Marshal Ney, mounted dress uniform	F	R
P8	● Marshal Bessiers, Colonel General Guard cavalry	F	R
FNP1w	● Grenadier of the Guard	F	R

## FRENCH NAPOLEONIC

No	Model	Casting	Painted
FNP1v	● Grenadier of the Guard	F	R
FNP1c	● Grenadier of the Guard	F	R
FNP1	● This is model FNP1v bent slightly		

## IMPORTANT NOTES

Due to devaluation overseas prices are now reduced. The U.S. dollar now converts at \$2.40 to £1, or 1 cent = 1 penny.

The Canadian dollar converts at \$2.60 to £1 or 13 cents = 1 shilling.

Also due to devaluation imports of new raw materials will cost more, and we shall have to raise prices in the Autumn.

Higher Postal Charges have been announced and these too will come into effect in the Autumn.

## MODELS WHICH ARE BEING DISCONTINUED:-

The old Indian Army models cast on bases as shown on page 16 of the Catalogue will be discontinued in the Autumn. Models I3 and I21 are now out of stock.

We are now filling the gap in the French Infantry of the Napoleonic period and we shall shortly commence British and other combatants. The Assyrian is the first of the line of figures with whom the Egyptians and Greeks were at war.

Mini Pack Cards can now be had for all F.N. dismounted cavalry and the newer Egyptians on Page 41.



RO11u

RO11v

RO2v

SEF1

SE5

RO6v

ROMAN 1st. CENTURY B.C. - 2nd. CENTURY A.D.

- No. Model  
 RO11u ● Legionary with pilum  
 RO11v ● Legionary with pilum  
 RO2v ● Centurion with vitis branch

Casting	Painted
D	F
D	F
D	F

ROMAN 1st. CENT. B.C. - 2nd. CENT. A.D. CELTS 3rd CENT. B.C. - 2nd. CENT. A.D.

- No. Model  
 SEF1 ● Captive Celtic Chieftain's daughter  
 SE5 ● Cornis player, Celtic war trumpeter  
 RO6v ● Roman Aquilifer

Casting	Painted
D	F
F	F
D	F



BNH9\*

GER6X

SE4

EGB

SA1

MISCELLANEOUS GERMAN & BRITISH

- No. Model  
 BNH9\* ● British Nuns with saddle and shabraque 1811-15  
 GER6X German colour bearer 1880-1914  
 GER6X\* Can also be had with Guard Mitre or Jager Shako

Casting	Painted
G	S
F	Q
F	Q

MISCELLANEOUS BRITISH AND ANCIENTS

- No. Model  
 SE4 ● British Lancer Officer 1880-1902  
 EGB Wounded Egyptian  
 SA1 ● Assyrian Officer (junior rank)

Casting	Painted
F	R
S	N
D	F